



Location: CMA1b - Oil Street Site Office

Report on 24-hour TSP monitoring

Action Level ($\mu\text{g}/\text{m}^3$) - 176.7

Limit Level ($\mu\text{g}/\text{m}^3$) - 260

Date	Sampling Time	Weather Condition	Filter paper no.	Filter Weight, g		Elapse Time, hr		Sampling Time, hr	Flow Rate, m^3/min			Total Volume, m^3	TSP Level, $\mu\text{g}/\text{m}^3$
				Initial	Final	Initial	Final		Initial, Q_{si}	Final, Q_{sf}	Average		
2-Dec-15	8:00	Cloudy	013881	2.8101	3.1082	7330.07	7354.07	24.00	1.27	1.28	1.27	1834	162.6
8-Dec-15	8:00	Cloudy	013987	2.8233	3.0409	7357.08	7381.08	24.00	1.28	1.28	1.28	1844	118.0
14-Dec-15	8:00	Cloudy	012443	2.8252	3.0146	7384.10	7408.10	24.00	1.28	1.28	1.28	1841	102.9
18-Dec-15	8:00	Fine	014176	2.8113	3.0920	7411.11	7435.11	24.00	1.29	1.29	1.29	1856	151.2
23-Dec-15	8:00	Cloudy	014057	2.8690	3.1845	7438.11	7462.11	24.00	1.27	1.27	1.27	1834	172.0

Report on 1-hour TSP monitoring

Action Level ($\mu\text{g}/\text{m}^3$) - 320.1

Limit Level ($\mu\text{g}/\text{m}^3$) - 500

Date	Sampling Time	Weather Condition	Filter paper no.	Filter Weight, g		Elapse Time, hr		Sampling Time, hr	Flow Rate, m^3/min			Total Volume, m^3	TSP Level, $\mu\text{g}/\text{m}^3$
				Initial	Final	Initial	Final		Initial, Q_{si}	Final, Q_{sf}	Average		
3-Dec-15	8:03	Cloudy	013998	2.8346	2.8431	7354.07	7355.07	1.00	1.28	1.28	1.28	77	111.1
3-Dec-15	9:07	Cloudy	013993	2.8415	2.8511	7355.07	7356.07	1.00	1.28	1.28	1.28	77	125.4
3-Dec-15	10:25	Cloudy	013990	2.8160	2.8259	7356.07	7357.07	1.00	1.28	1.28	1.28	77	129.4
9-Dec-15	8:03	Rainy	013982	2.8309	2.8400	7381.08	7382.08	1.00	1.28	1.28	1.28	77	118.5
9-Dec-15	9:35	Rainy	013978	2.8396	2.8488	7382.09	7383.09	1.00	1.28	1.28	1.28	77	119.8
9-Dec-15	11:00	Rainy	013975	2.8385	2.8477	7383.10	7384.10	1.00	1.28	1.28	1.28	77	119.8
15-Dec-15	8:06	Cloudy	013803	2.7996	2.8073	7408.10	7409.10	1.00	1.28	1.28	1.28	77	100.2
15-Dec-15	10:00	Cloudy	013800	2.7971	2.8062	7409.11	7410.11	1.00	1.28	1.28	1.28	77	118.4
15-Dec-15	13:00	Cloudy	014181	2.8347	2.8450	7410.11	7411.11	1.00	1.28	1.28	1.28	77	134.1
19-Dec-15	8:30	Fine	014172	2.8052	2.8163	7435.11	7436.11	1.00	1.29	1.29	1.29	77	143.7
19-Dec-15	9:40	Fine	014169	2.8181	2.8292	7436.11	7437.11	1.00	1.29	1.29	1.29	77	143.7
19-Dec-15	13:00	Fine	013623	2.8043	2.8151	7437.11	7438.11	1.00	1.29	1.29	1.29	77	139.8
24-Dec-15	8:05	Cloudy	014273	2.8968	2.9090	7462.11	7463.11	1.00	1.27	1.27	1.27	76	159.8
24-Dec-15	9:18	Cloudy	014104	2.8693	2.8808	7463.11	7464.11	1.00	1.27	1.27	1.27	76	150.6
24-Dec-15	10:29	Cloudy	014101	2.8922	2.9045	7464.11	7465.11	1.00	1.27	1.27	1.27	76	161.1



Location: CMA2a - Causeway Bay Community Centre

Report on 24-hour TSP monitoring

Action Level ($\mu\text{g}/\text{m}^3$) - 169.5

Limit Level ($\mu\text{g}/\text{m}^3$) - 260

Date	Sampling Time	Weather Condition	Filter paper no.	Filter Weight, g		Elapse Time, hr		Sampling Time, hr	Flow Rate, m^3/min			Total Volume, m^3	TSP Level, $\mu\text{g}/\text{m}^3$
				Initial	Final	Initial	Final		Initial, Q_{si}	Final, Q_{sf}	Average		
2-Dec-15	8:00	Cloudy	014002	2.8340	3.0494	16980.01	17004.01	24.00	1.22	1.22	1.22	1760	122.4
8-Dec-15	8:00	Cloudy	013838	2.8186	2.9782	17007.01	17031.01	24.00	1.23	1.23	1.23	1772	90.1
14-Dec-15	8:00	Cloudy	012441	2.8359	2.9214	17034.02	17058.02	24.00	1.11	1.12	1.12	1607	53.2
18-Dec-15	8:00	Fine	014208	2.8128	2.9332	17061.02	17085.02	24.00	1.13	1.12	1.13	1622	74.2
23-Dec-15	8:00	Cloudy	014217	2.8992	3.0877	17088.02	17112.02	24.00	1.22	1.22	1.22	1761	107.0

Report on 1-hour TSP monitoring

Action Level ($\mu\text{g}/\text{m}^3$) - 323.4

Limit Level ($\mu\text{g}/\text{m}^3$) - 500

Date	Sampling Time	Weather Condition	Filter paper no.	Filter Weight, g		Elapse Time, hr		Sampling Time, hr	Flow Rate, m^3/min			Total Volume, m^3	TSP Level, $\mu\text{g}/\text{m}^3$
				Initial	Final	Initial	Final		Initial, Q_{si}	Final, Q_{sf}	Average		
3-Dec-15	8:05	Cloudy	014003	2.8302	2.8358	17004.01	17005.01	1.00	1.22	1.22	1.22	73	76.2
3-Dec-15	9:19	Cloudy	013889	2.7999	2.8074	17005.01	17006.01	1.00	1.17	1.17	1.17	70	106.9
3-Dec-15	10:25	Cloudy	013842	2.8303	2.8402	17006.01	17007.01	1.00	1.22	1.22	1.22	73	134.7
9-Dec-15	8:05	Rainy	013983	2.8290	2.8356	17031.01	17032.01	1.00	1.23	1.23	1.23	74	89.5
9-Dec-15	9:24	Rainy	013828	2.8026	2.8099	17032.01	17033.01	1.00	1.23	1.23	1.23	74	99.0
9-Dec-15	10:53	Rainy	013832	2.8072	2.8148	17033.01	17034.01	1.00	1.23	1.23	1.23	74	103.0
15-Dec-15	8:30	Cloudy	013802	2.7994	2.8051	17058.02	17059.02	1.00	1.12	1.12	1.12	67	85.0
15-Dec-15	10:11	Cloudy	014199	2.8242	2.8304	17059.02	17060.02	1.00	1.12	1.12	1.12	67	92.4
15-Dec-15	13:00	Cloudy	014203	2.8285	2.8351	17060.02	17061.02	1.00	1.12	1.12	1.12	67	98.4
19-Dec-15	8:26	Fine	014183	2.8153	2.8244	17085.02	17086.02	1.00	1.24	1.24	1.24	74	122.5
19-Dec-15	9:37	Fine	014118	2.7981	2.8079	17086.02	17087.02	1.00	1.24	1.24	1.24	74	132.0
19-Dec-15	10:43	Fine	014114	2.8830	2.8937	17087.02	17088.02	1.00	1.24	1.24	1.24	74	144.1
24-Dec-15	8:05	Cloudy	014274	2.8653	2.8770	17112.02	17113.02	1.00	1.22	1.22	1.22	73	159.6
24-Dec-15	9:10	Cloudy	014269	2.8634	2.8729	17113.02	17114.02	1.00	1.22	1.22	1.22	73	129.6
24-Dec-15	10:15	Cloudy	014265	2.8732	2.8783	17114.02	17115.02	1.00	1.22	1.22	1.22	73	69.6



Location: CMA3a - CWB PRE Site Office Area

Report on 24-hour TSP monitoring

Action Level ($\mu\text{g}/\text{m}^3$) - 171

Limit Level ($\mu\text{g}/\text{m}^3$) - 260

Date	Sampling Time	Weather Condition	Filter paper no.	Filter Weight, g		Elapse Time, hr		Sampling Time, hr	Flow Rate, m^3/min			Total Volume, m^3	TSP Level, $\mu\text{g}/\text{m}^3$
				Initial	Final	Initial	Final		Initial, Q_{si}	Final, Q_{sf}	Average		
2-Dec-15	8:00	Cloudy	013877	2.8016	2.9747	4472.13	4496.13	24.00	1.26	1.27	1.26	1820	95.1
8-Dec-15	8:00	Cloudy	013986	2.8330	2.9714	4499.14	4523.14	24.00	1.27	1.27	1.27	1831	75.6
14-Dec-15	8:00	Cloudy	012442	2.8321	2.9429	4526.15	4550.15	24.00	1.22	1.22	1.22	1755	63.1
18-Dec-15	8:00	Fine	014175	2.8176	2.9965	4553.15	4577.15	24.00	1.33	1.33	1.33	1915	93.4
23-Dec-15	8:00	Cloudy	014058	2.8752	3.0630	4580.15	4604.15	24.00	1.32	1.31	1.31	1894	99.2

Report on 1-hour TSP monitoring

Action Level ($\mu\text{g}/\text{m}^3$) - 311.3

Limit Level ($\mu\text{g}/\text{m}^3$) - 500

Date	Sampling Time	Weather Condition	Filter paper no.	Filter Weight, g		Elapse Time, hr		Sampling Time, hr	Flow Rate, m^3/min			Total Volume, m^3	TSP Level, $\mu\text{g}/\text{m}^3$
				Initial	Final	Initial	Final		Initial, Q_{si}	Final, Q_{sf}	Average		
3-Dec-15	8:09	Cloudy	013995	2.8195	2.8267	4496.13	4497.13	1.00	1.18	1.18	1.18	71	101.9
3-Dec-15	9:35	Cloudy	013992	2.8306	2.8392	4497.13	4498.13	1.00	1.18	1.18	1.18	71	121.7
3-Dec-15	10:45	Cloudy	013989	2.8455	2.8524	4498.13	4499.13	1.00	1.18	1.18	1.18	71	97.7
9-Dec-15	8:30	Rainy	013980	2.8189	2.8242	4523.14	4524.14	1.00	1.18	1.18	1.18	71	74.7
9-Dec-15	10:00	Rainy	013977	2.8401	2.8500	4524.15	4525.15	1.00	1.18	1.18	1.18	71	139.6
9-Dec-15	13:00	Rainy	013974	2.8305	2.8379	4525.15	4526.15	1.00	1.18	1.18	1.18	71	104.3
15-Dec-15	10:49	Cloudy	014201	2.8330	2.8392	4550.15	4551.15	1.00	1.24	1.24	1.24	74	83.2
15-Dec-15	13:00	Cloudy	014180	2.8227	2.8296	4551.15	4552.15	1.00	1.24	1.24	1.24	74	92.6
15-Dec-15	14:18	Cloudy	014177	2.8244	2.8311	4552.15	4553.15	1.00	1.12	1.12	1.12	67	99.3
19-Dec-15	8:50	Fine	014171	2.7970	2.8056	4577.15	4578.15	1.00	1.25	1.25	1.25	75	114.8
19-Dec-15	10:00	Fine	014168	2.8192	2.8272	4578.15	4579.15	1.00	1.25	1.25	1.25	75	106.7
19-Dec-15	13:00	Fine	013622	2.8101	2.8213	4579.15	4580.15	1.00	1.25	1.25	1.25	75	149.4
24-Dec-15	8:45	Cloudy	014271	2.8895	2.9000	4604.15	4605.15	1.00	1.17	1.17	1.17	70	149.0
24-Dec-15	9:48	Cloudy	014103	2.8735	2.8816	4605.15	4606.15	1.00	1.23	1.23	1.23	74	109.5
24-Dec-15	10:52	Cloudy	014100	2.8751	2.8880	4606.15	4607.15	1.00	1.23	1.23	1.23	74	174.4



Location: CMA4a - SPCA

Report on 24-hour TSP monitoring

Action Level ($\mu\text{g}/\text{m}^3$) - 171.2
Limit Level ($\mu\text{g}/\text{m}^3$) - 260

Date	Sampling Time	Weather Condition	Filter paper no.	Filter Weight, g		Elapse Time, hr		Sampling Time, hr	Flow Rate, m^3/min			Total Volume, m^3	TSP Level, $\mu\text{g}/\text{m}^3$
				Initial	Final	Initial	Final		Initial, Q_{si}	Final, Q_{sf}	Average		
2-Dec-15	8:00	Cloudy	013882	2.8057	3.0262	21256.97	21280.97	24.00	1.31	1.32	1.31	1893	116.5
8-Dec-15	8:00	Cloudy	013837	2.7988	2.9759	21283.98	21307.98	24.00	1.32	1.32	1.32	1903	93.0
14-Dec-15	8:00	Cloudy	012440	2.8313	2.9857	21310.99	21334.99	24.00	1.32	1.32	1.32	1900	81.3
18-Dec-15	8:00	Fine	013849	2.8358	3.0596	21338.00	21362.00	24.00	1.33	1.33	1.33	1915	116.8
23-Dec-15	8:00	Cloudy	014218	2.8836	3.1426	21365.00	21389.00	24.00	1.32	1.31	1.31	1894	136.8

Report on 1-hour TSP monitoring

Action Level ($\mu\text{g}/\text{m}^3$) - 312.5
Limit Level ($\mu\text{g}/\text{m}^3$) - 500

Date	Sampling Time	Weather Condition	Filter paper no.	Filter Weight, g		Elapse Time, hr		Sampling Time, hr	Flow Rate, m^3/min			Total Volume, m^3	TSP Level, $\mu\text{g}/\text{m}^3$
				Initial	Final	Initial	Final		Initial, Q_{si}	Final, Q_{sf}	Average		
3-Dec-15	8:05	Cloudy	013997	2.8169	2.8255	21280.98	21281.98	1.00	1.32	1.32	1.32	79	108.9
3-Dec-15	9:41	Cloudy	013845	2.8296	2.8390	21281.98	21282.98	1.00	1.32	1.32	1.32	79	119.0
3-Dec-15	10:44	Cloudy	013841	2.8275	2.8363	21282.98	21283.98	1.00	1.32	1.32	1.32	79	111.4
9-Dec-15	8:30	Rainy	013981	2.8083	2.8182	21307.99	21308.99	1.00	1.32	1.32	1.32	79	124.9
9-Dec-15	10:00	Rainy	013829	2.8063	2.8161	21308.99	21309.99	1.00	1.32	1.32	1.32	79	123.7
9-Dec-15	13:00	Rainy	013833	2.8016	2.8102	21309.99	21310.99	1.00	1.32	1.32	1.32	79	108.5
15-Dec-15	10:38	Cloudy	014200	2.8152	2.8225	21334.99	21335.99	1.00	1.32	1.32	1.32	79	92.1
15-Dec-15	13:00	Cloudy	014204	2.8274	2.8366	21335.99	21336.99	1.00	1.32	1.32	1.32	79	116.0
15-Dec-15	14:04	Cloudy	014206	2.8314	2.8407	21337.00	21338.00	1.00	1.32	1.32	1.32	79	117.3
19-Dec-15	8:49	Fine	013821	2.8029	2.8182	21362.00	21363.00	1.00	1.33	1.33	1.33	80	192.0
19-Dec-15	9:57	Fine	014117	2.8062	2.8175	21363.00	21364.00	1.00	1.33	1.33	1.33	80	141.8
19-Dec-15	13:00	Fine	014113	2.8978	2.9090	21364.00	21365.00	1.00	1.33	1.33	1.33	80	140.6
24-Dec-15	8:30	Cloudy	014272	2.8818	2.8919	21389.00	21390.00	1.00	1.31	1.31	1.31	79	128.1
24-Dec-15	9:33	Cloudy	014268	2.8741	2.8856	21390.00	21391.00	1.00	1.31	1.31	1.31	79	145.9
24-Dec-15	10:45	Cloudy	014264	2.8794	2.8901	21391.00	21392.00	1.00	1.31	1.31	1.31	79	135.7



Location: CMA5b - Pedestrian Plaza

Report on 24-hour TSP monitoring

Action Level ($\mu\text{g}/\text{m}^3$) - 181
Limit Level ($\mu\text{g}/\text{m}^3$) - 260

Date	Sampling Time	Weather Condition	Filter paper no.	Filter Weight, g		Elapse Time, hr		Sampling Time, hr	Flow Rate, m^3/min			Total Volume, m^3	TSP Level, $\mu\text{g}/\text{m}^3$
				Initial	Final	Initial	Final		Initial, Q_{si}	Final, Q_{sf}	Average		
3-Dec-15	11:58	Cloudy	013836	2.8100	2.9518	5789.99	5813.99	24.00	0.73	0.73	0.73	1054	134.5
8-Dec-15	8:00	Cloudy	013996	2.8359	2.9101	5813.99	5837.99	24.00	0.74	0.74	0.74	1061	69.9
14-Dec-15	8:00	Cloudy	013973	2.8487	2.9772	5841.02	5865.02	24.00	0.73	0.74	0.73	1057	121.6
18-Dec-15	8:00	Fine	014209	2.8304	3.0206	5868.03	5892.03	24.00	0.75	0.74	0.75	1075	176.9
23-Dec-15	8:00	Cloudy	012444	2.8262	3.0139	5895.03	5919.03	24.00	0.73	0.73	0.73	1049	178.9

Remarks: Due to interruption of electricity supply, the 24hr TSP was rescheduled from 2 December 2015 to 3 December 2015.

Report on 1-hour TSP monitoring

Action Level ($\mu\text{g}/\text{m}^3$) - 332
Limit Level ($\mu\text{g}/\text{m}^3$) - 500

Date	Sampling Time	Weather Condition	Filter paper no.	Filter Weight, g		Elapse Time, hr		Sampling Time, hr	Flow Rate, m^3/min			Total Volume, m^3	TSP Level, $\mu\text{g}/\text{m}^3$
				Initial	Final	Initial	Final		Initial, Q_{si}	Final, Q_{sf}	Average		
3-Dec-15	8:25	Cloudy	013994	2.8308	2.8381	5786.98	5787.98	1.00	0.73	0.73	0.73	44	166.6
3-Dec-15	9:50	Cloudy	013844	2.8170	2.8258	5787.98	5788.98	1.00	0.73	0.73	0.73	44	200.8
3-Dec-15	10:55	Cloudy	013840	2.8341	2.8451	5788.98	5789.98	1.00	0.73	0.73	0.73	44	251.0
9-Dec-15	8:45	Rainy	013979	2.8290	2.8374	5837.99	5838.99	1.00	0.74	0.74	0.74	44	190.4
9-Dec-15	10:19	Rainy	013830	2.8173	2.8247	5839.02	5840.02	1.00	0.74	0.74	0.74	44	167.8
9-Dec-15	13:15	Rainy	013834	2.7957	2.8050	5840.02	5841.02	1.00	0.74	0.74	0.74	44	210.8
15-Dec-15	8:45	Cloudy	013801	2.7988	2.8058	5865.02	5866.02	1.00	0.74	0.74	0.74	44	158.4
15-Dec-15	10:55	Cloudy	014182	2.8190	2.8265	5866.03	5867.03	1.00	0.74	0.74	0.74	44	169.7
15-Dec-15	13:00	Cloudy	014205	2.8143	2.8210	5867.03	5868.03	1.00	0.74	0.74	0.74	44	151.6
19-Dec-15	9:05	Fine	013822	2.7932	2.8016	5892.03	5893.03	1.00	0.74	0.74	0.74	45	188.1
19-Dec-15	10:14	Fine	014116	2.8404	2.8491	5893.03	5894.03	1.00	0.74	0.74	0.74	45	194.8
19-Dec-15	13:00	Fine	014112	2.9012	2.9100	5894.03	5895.03	1.00	0.74	0.74	0.74	45	197.1
24-Dec-15	8:50	Cloudy	014270	2.8795	2.8888	5919.03	5920.03	1.00	0.73	0.73	0.73	44	213.2
24-Dec-15	9:53	Cloudy	014267	2.8836	2.8951	5920.03	5921.03	1.00	0.79	0.79	0.79	48	241.4
24-Dec-15	10:56	Cloudy	014263	2.8928	2.9042	5921.03	5922.03	1.00	0.79	0.79	0.79	48	239.3



Location: MA1e - International Finance Centre (Eastern Wing)

Report on 24-hour TSP monitoring

Action Level ($\mu\text{g}/\text{m}^3$) - 173.4

Limit Level ($\mu\text{g}/\text{m}^3$) - 260

Date	Sampling Time	Weather Condition	Filter paper no.	Filter Weight, g		Elapse Time, hr		Sampling Time, hr	Flow Rate, m^3/min			Total Volume, m^3	TSP Level, $\mu\text{g}/\text{m}^3$
				Initial	Final	Initial	Final		Initial, Q_{si}	Final, Q_{sf}	Average		
2-Dec-15	8:00	Cloudy	013876	2.8142	2.9600	17940.66	17964.66	24.00	1.28	1.28	1.28	1840	79.2
8-Dec-15	8:00	Cloudy	013864	2.8385	2.9548	17967.66	17991.66	24.00	1.28	1.28	1.28	1849	62.9
14-Dec-15	8:00	Cloudy	013861	2.8625	2.9972	17994.67	18018.67	24.00	1.28	1.28	1.28	1846	73.0
18-Dec-15	8:00	Fine	014211	2.7929	2.9143	18021.67	18045.67	24.00	1.29	1.29	1.29	1859	65.3
23-Dec-15	8:00	Cloudy	013620	2.8009	2.9640	18048.67	18072.67	24.00	1.28	1.28	1.28	1841	88.6

Report on 1-hour TSP monitoring

Action Level ($\mu\text{g}/\text{m}^3$) - 325.1

Limit Level ($\mu\text{g}/\text{m}^3$) - 500

Date	Sampling Time	Weather Condition	Filter paper no.	Filter Weight, g		Elapse Time, hr		Sampling Time, hr	Flow Rate, m^3/min			Total Volume, m^3	TSP Level, $\mu\text{g}/\text{m}^3$
				Initial	Final	Initial	Final		Initial, Q_{si}	Final, Q_{sf}	Average		
3-Dec-15	8:03	Cloudy	013873	2.7823	2.7887	17964.66	17965.66	1.00	1.28	1.28	1.28	77	83.4
3-Dec-15	9:10	Cloudy	013870	2.8079	2.8117	17965.66	17966.66	1.00	1.28	1.28	1.28	77	49.5
3-Dec-15	10:17	Cloudy	013867	2.7995	2.8077	17966.66	17967.66	1.00	1.28	1.28	1.28	77	106.8
9-Dec-15	8:05	Rainy	013808	2.7999	2.8072	17991.66	17992.66	1.00	1.38	1.38	1.38	83	88.5
9-Dec-15	9:09	Rainy	013810	2.7979	2.8051	17992.66	17993.66	1.00	1.38	1.38	1.38	83	87.3
9-Dec-15	10:14	Rainy	013818	2.8047	2.8109	17993.66	17994.66	1.00	1.38	1.38	1.38	83	75.1
15-Dec-15	8:03	Cloudy	013858	2.8403	2.8471	18018.67	18019.67	1.00	1.28	1.28	1.28	77	88.3
15-Dec-15	9:10	Cloudy	013855	2.8399	2.8452	18019.67	18020.67	1.00	1.28	1.28	1.28	77	68.8
15-Dec-15	10:13	Cloudy	013852	2.8360	2.8435	18020.67	18021.67	1.00	1.28	1.28	1.28	77	97.4
19-Dec-15	8:06	Fine	013848	2.8386	2.8438	18045.67	18046.67	1.00	1.29	1.29	1.29	77	67.2
19-Dec-15	9:12	Fine	014224	2.8667	2.8692	18046.67	18047.67	1.00	1.29	1.29	1.29	77	32.3
19-Dec-15	10:20	Fine	014221	2.8865	2.8938	18047.67	18048.67	1.00	1.29	1.29	1.29	77	94.4
24-Dec-15	8:03	Cloudy	013815	2.7954	2.7991	18072.67	18073.67	1.00	1.32	1.32	1.32	79	46.6
24-Dec-15	9:08	Cloudy	014216	2.8943	2.8969	18073.67	18074.67	1.00	1.28	1.28	1.28	77	33.9
24-Dec-15	10:14	Cloudy	014213	2.8317	2.8422	18074.67	18075.67	1.00	1.28	1.28	1.28	77	137.0



Location: MA1w - International Finance Centre (Western Wing)

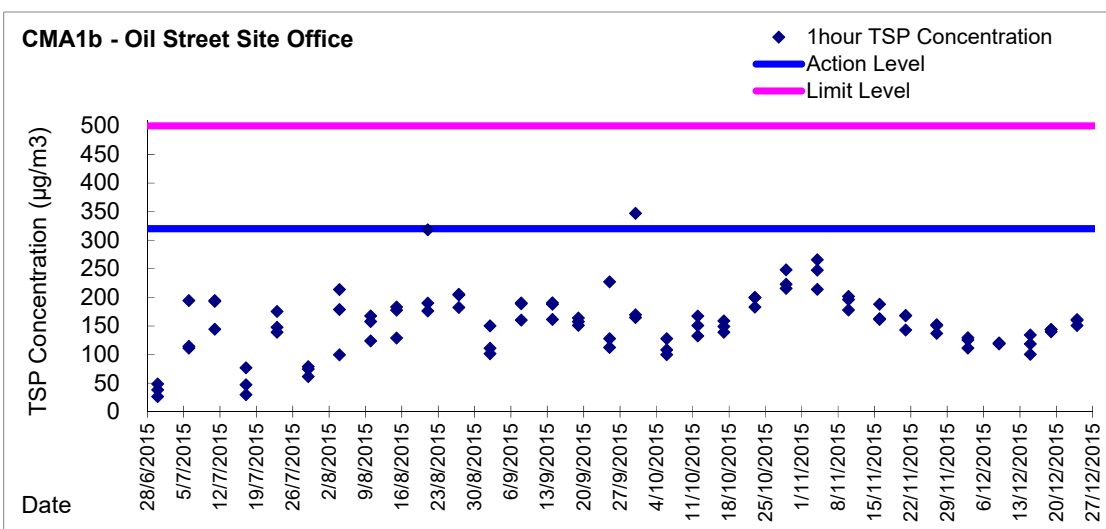
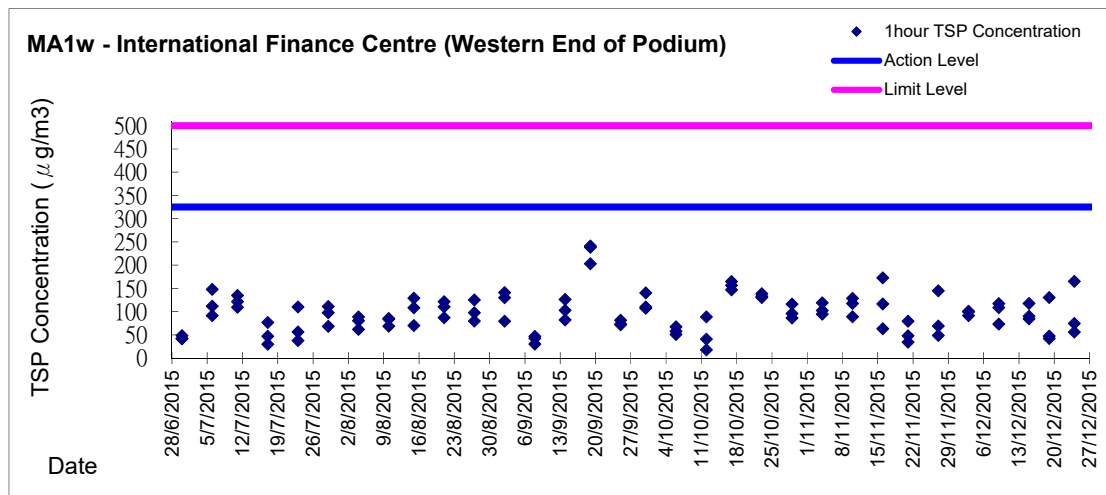
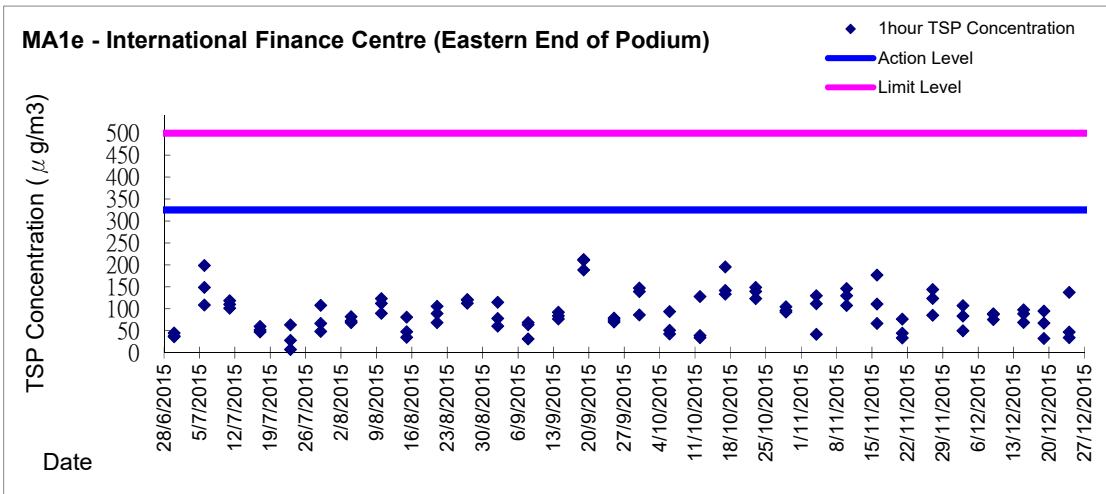
Report on 24-hour TSP monitoring
Action Level ($\mu\text{g}/\text{m}^3$) - 173.4
Limit Level ($\mu\text{g}/\text{m}^3$) - 260

Date	Sampling Time	Weather Condition	Filter paper no.	Filter Weight, g		Elapse Time, hr		Sampling Time, hr	Flow Rate, m^3/min			Total Volume, m^3	TSP Level, $\mu\text{g}/\text{m}^3$
				Initial	Final	Initial	Final		Initial, Q_{si}	Final, Q_{sf}	Average		
2-Dec-15	8:00	Cloudy	013875	2.7910	2.9388	17965.02	17989.02	24.00	1.25	1.26	1.25	1806	81.8
8-Dec-15	8:00	Cloudy	013863	2.8376	2.9436	17992.02	18016.02	24.00	1.26	1.26	1.26	1816	58.4
14-Dec-15	8:00	Cloudy	013860	2.8510	2.9744	18019.03	18043.03	24.00	1.26	1.26	1.26	1813	68.1
18-Dec-15	8:00	Fine	014212	2.8072	2.9292	18046.03	18070.03	24.00	1.27	1.27	1.27	1827	66.8
23-Dec-15	8:00	Cloudy	013619	2.8065	2.9800	18073.03	18097.03	24.00	1.26	1.25	1.25	1807	96.0

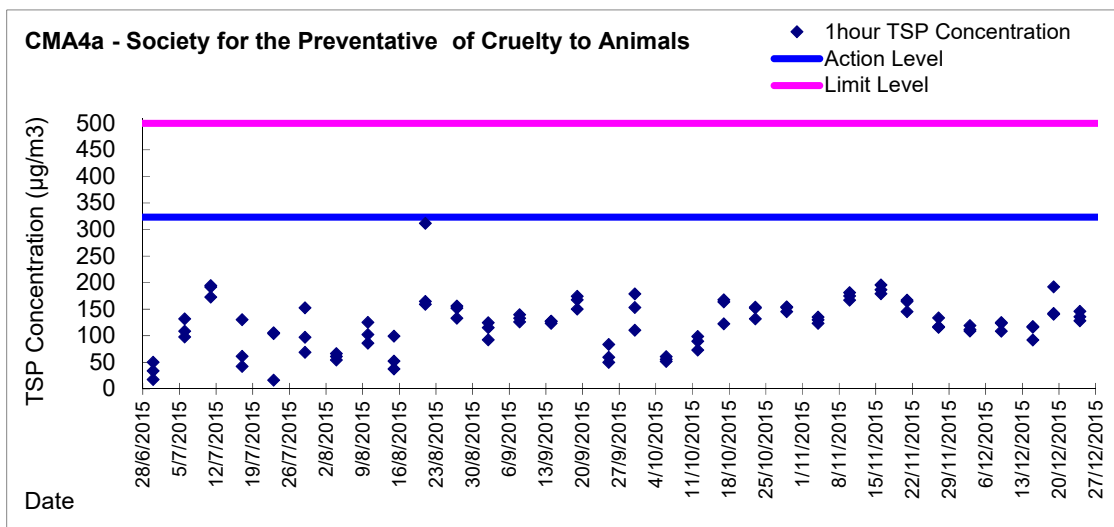
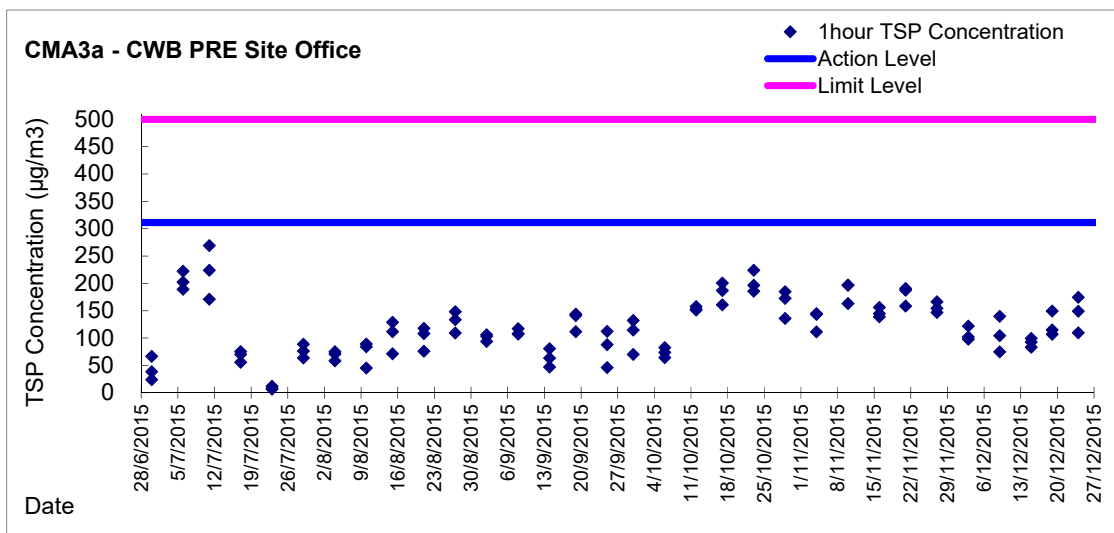
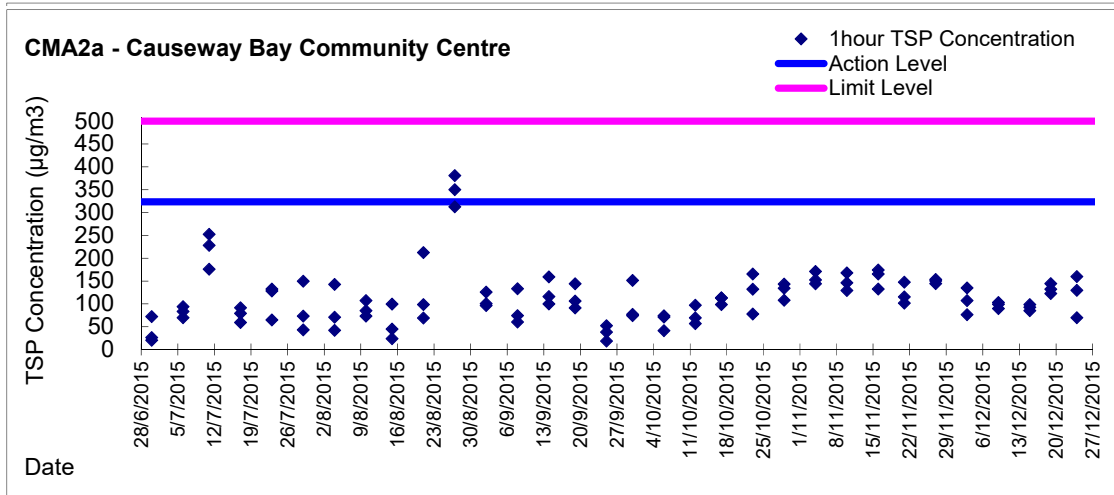
Report on 1-hour TSP monitoring
Action Level ($\mu\text{g}/\text{m}^3$) - 325.1
Limit Level ($\mu\text{g}/\text{m}^3$) - 500

Date	Sampling Time	Weather Condition	Filter paper no.	Filter Weight, g		Elapse Time, hr		Sampling Time, hr	Flow Rate, m^3/min			Total Volume, m^3	TSP Level, $\mu\text{g}/\text{m}^3$
				Initial	Final	Initial	Final		Initial, Q_{si}	Final, Q_{sf}	Average		
3-Dec-15	8:05	Cloudy	013872	2.7937	2.8012	17989.02	17990.02	1.00	1.26	1.26	1.26	75	99.5
3-Dec-15	9:08	Cloudy	013869	2.8075	2.8144	17990.02	17991.02	1.00	1.26	1.26	1.26	75	91.5
3-Dec-15	10:15	Cloudy	013866	2.8193	2.8269	17991.02	17992.02	1.00	1.26	1.26	1.26	75	100.8
9-Dec-15	8:05	Rainy	013809	2.7926	2.8022	18016.02	18017.02	1.00	1.37	1.37	1.37	82	117.1
9-Dec-15	9:08	Rainy	013811	2.7957	2.8017	18017.02	18018.02	1.00	1.37	1.37	1.37	82	73.2
9-Dec-15	10:12	Rainy	013817	2.8062	2.8151	18018.02	18019.02	1.00	1.37	1.37	1.37	82	108.6
15-Dec-15	8:25	Cloudy	013857	2.8471	2.8539	18043.03	18044.03	1.00	1.26	1.26	1.26	76	89.9
15-Dec-15	9:28	Cloudy	013854	2.8365	2.8429	18044.03	18045.03	1.00	1.26	1.26	1.26	76	84.6
15-Dec-15	10:32	Cloudy	013851	2.8342	2.8431	18045.03	18046.03	1.00	1.26	1.26	1.26	76	117.6
19-Dec-15	8:05	Fine	013847	2.8246	2.8282	18070.03	18071.03	1.00	1.27	1.27	1.27	76	47.3
19-Dec-15	9:09	Fine	014223	2.8802	2.8834	18071.03	18072.03	1.00	1.27	1.27	1.27	76	42.1
19-Dec-15	10:19	Fine	014220	2.8776	2.8875	18072.03	18073.03	1.00	1.27	1.27	1.27	76	130.2
24-Dec-15	8:05	Cloudy	013814	2.8200	2.8256	18097.03	18098.03	1.00	1.25	1.25	1.25	75	74.4
24-Dec-15	9:08	Cloudy	014215	2.8830	2.8872	18098.03	18099.03	1.00	1.25	1.25	1.25	75	55.8
24-Dec-15	10:12	Cloudy	014304	2.9094	2.9218	18099.03	18100.03	1.00	1.25	1.25	1.25	75	164.9

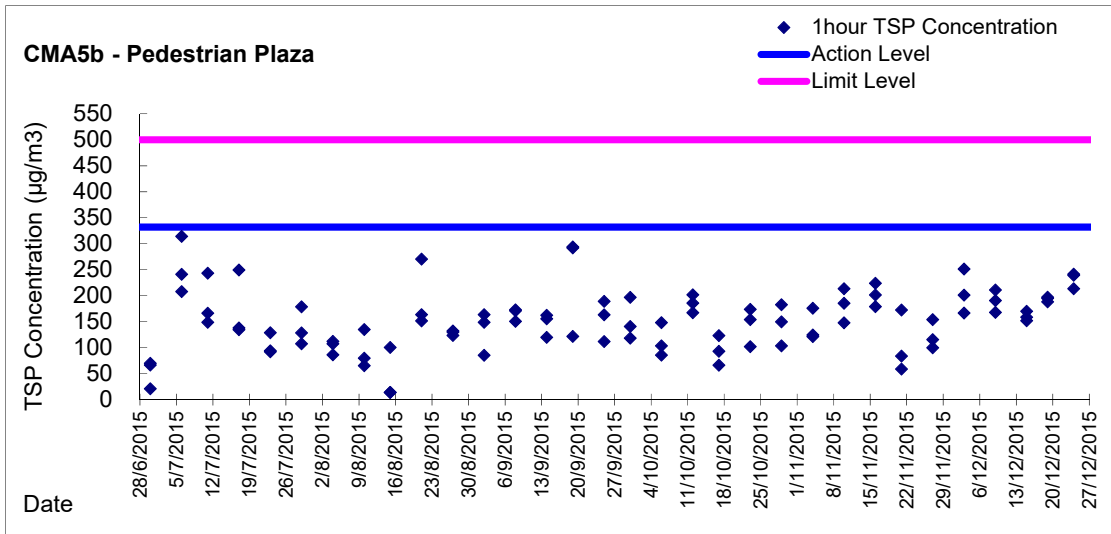
Graphic Presentation of 1 hour TSP Result



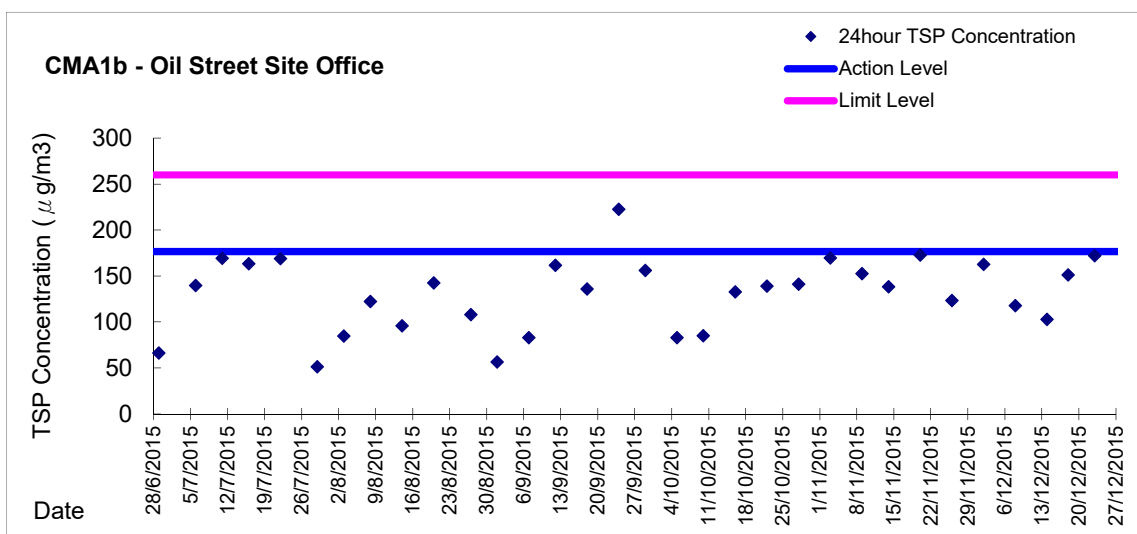
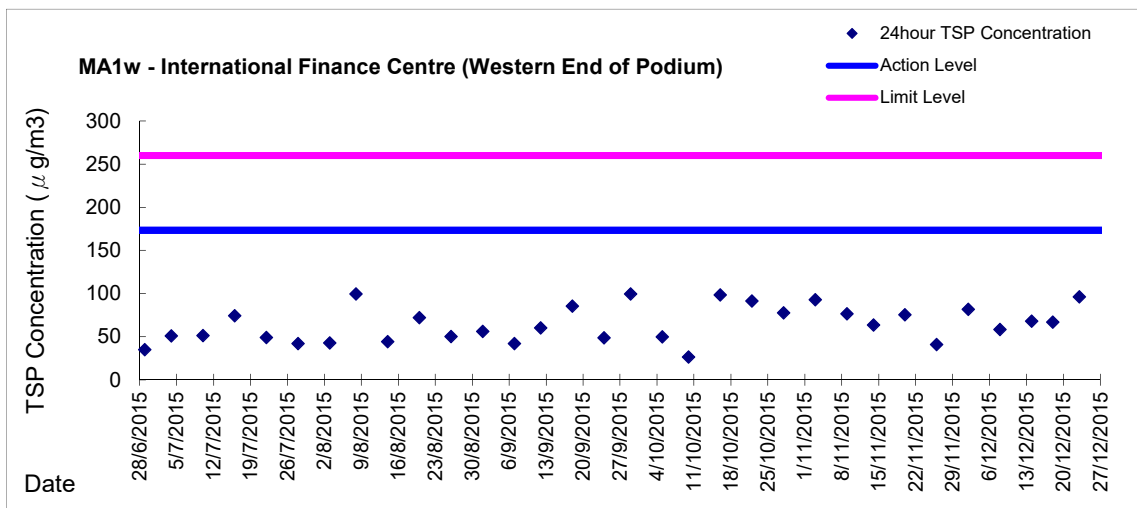
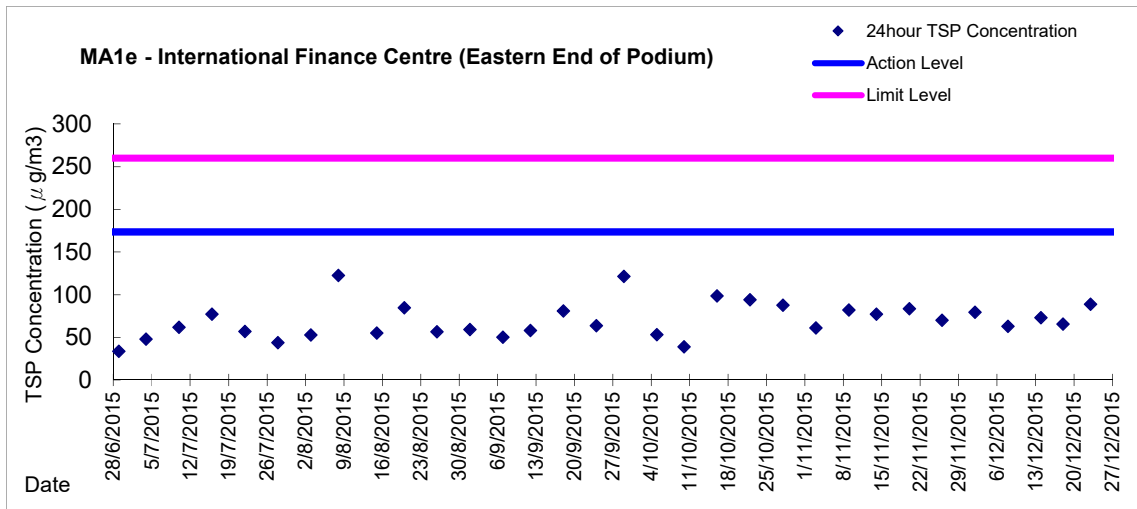
Graphic Presentation of 1 hour TSP Result



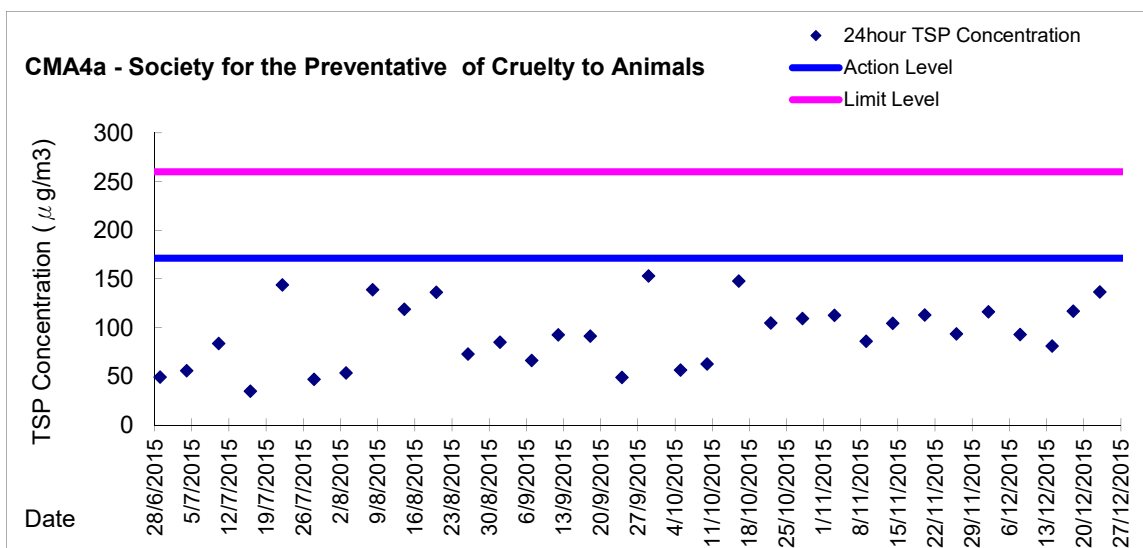
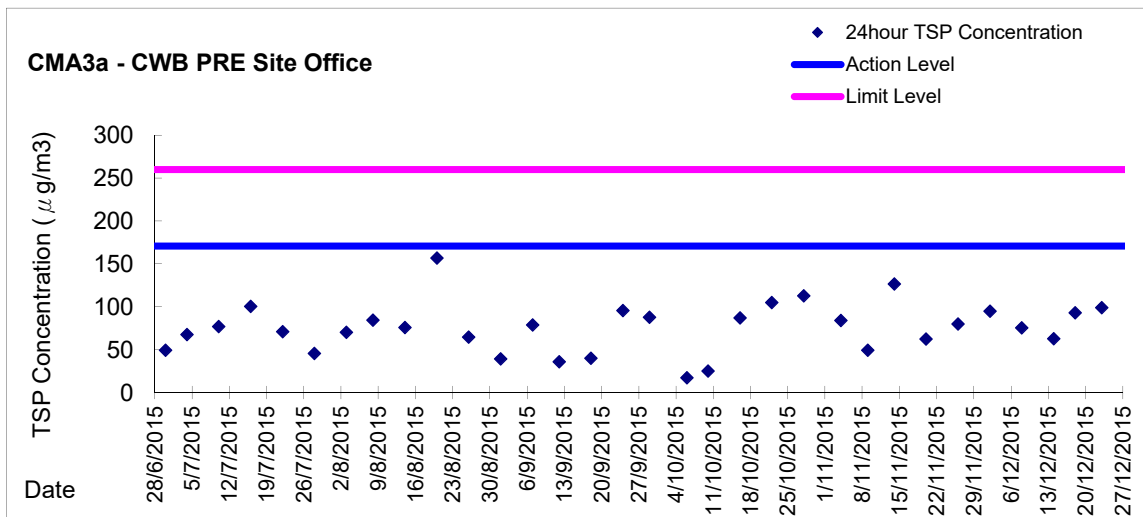
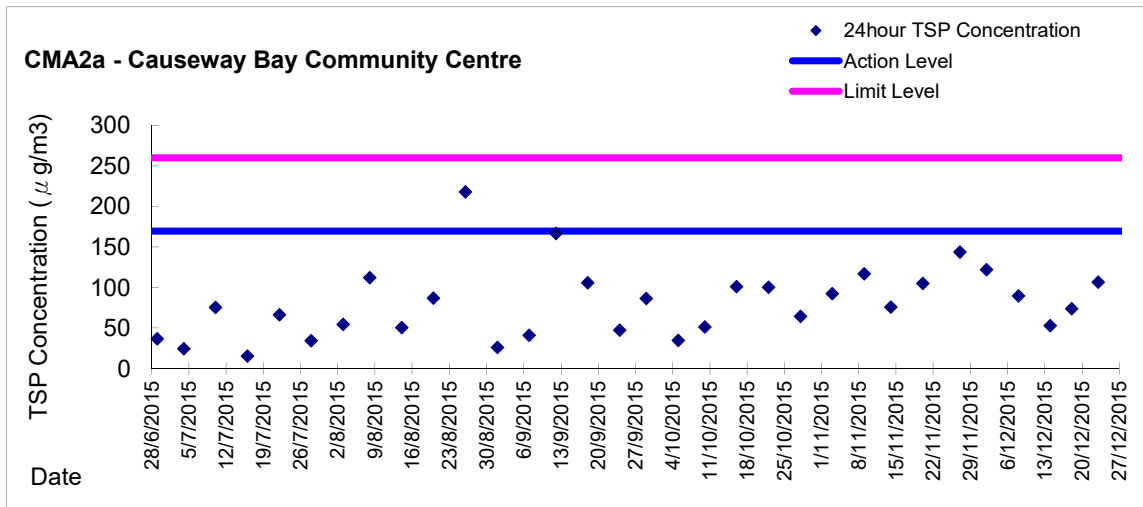
Graphic Presentation of 1 hour TSP Result



Graphic Presentation of 24 hour TSP Result



Graphic Presentation of 24 hour TSP Result





Graphic Presentation of 24 hour TSP Result

